

## 1

## 2

3

5





4

OR

**Please ensure samples are sent to laboratory without delay**  
**(30 is a maximum not a requirement)**  
**Please do not staple, wipe/wet labels, leave PPE in bags**



# A3 Path Bag Proposal

BAG COLOUR	Turnaround Time (receipt in lab to result authorisation)	Sampling Pathway
RED 	RAPID - less than 4hr TAT  Less than 12hr TAT	<b><u>IN-PATIENT Samples to be delivered to the lab as taken with appropriate forms or stickers</u></b> <ul style="list-style-type: none"> <li>Emergency Admission</li> <li>Newly symptomatic patient on ward</li> <li>Velindre</li> <li>Symptomatic patient in Labour</li> <li>Organ transplantation donor/recipient</li> <li>Admission to BMTU Negative Pressure</li> <li>PICU bed Acute stroke unit,</li> <li>Emergency surgery where a positive result would result in postponement of operation</li> <li>Testing through usual pathways insufficient/discharge in limited cases</li> </ul> <b>FAST TRACK CTU SAMPLES</b> <ul style="list-style-type: none"> <li>Pre- Operative Screening</li> <li>Symptomatic Keyworker Staff</li> </ul>
ANY OTHER COLOUR   	Less than 12hr TAT	<ul style="list-style-type: none"> <li>Community Testing Unit:             <ul style="list-style-type: none"> <li>General Public</li> </ul> </li> <li>pre-op/routine asymptomatic hospital inpatient testing/discharge</li> <li>asymptomatic keyworker testing</li> <li>Care home testing /whole home testing</li> </ul>