

ASBESTOS SURVEY REPORT SHEET

PREMISES: ST CADOC'S HOSPITAL
LOCATION: USK WARD
DATE: 12.03.01

ROOM/ROOM NO.	SAMPLES TAKEN YES/NO	COMMENTS
ROOM U1	Ceiling Ceiling Void Walls Floor Yes	Tiles, fibreboard Accessed Plastered Vinyl tiles (old type) sample 112 photo 04
ROOM U22	Ceiling Ceiling Void Sky Light Walls Floor	Fibreboard Accessed Panels - ply Plastered Quarry tiles
ROOM U23	Ceiling Walls Floor	Fibreboard Plastered Vinyl tiles (old type) same as room U1
ROOM U2		Same as room U1
ROOM U16	Ceiling Ceiling Void Walls Floors Duct Sky Light	Fibreboard Accessed Plastered Vinyl sheet Ply Panels - ply U17 & U18 are part of room U16
ROOM U19	Ceiling Ceiling Void Walls Floors Duct	Fibre tiles Accessed Plastered Quarry tiles Ply
ROOM U20		Same as room U19
ROOM U21	No Floor	As room U19 Vinyl tile (old type) same as room U1
ROOM U4		Same as room U19
ROOM U5/6/7/8	Ceiling Ceiling Void Walls Floors	Fibre tiles Accessed Plastered As room U1
ROOM U9/10/11/12		All as room U5 etc
ROOM U13	Ceiling Ceiling Void Walls Floors Sink Pad Yes Sky Light Panels	Fibre tiles Accessed Plastered/tiled Quarry tiles Suspect - sample 113 photo 05 Ply

ASBESTOS SURVEY REPORT SHEET

PREMISES: ST CADOC'S HOSPITAL
LOCATION: USK WARD
DATE: 12.03.01

ROOM/ROOM NO.	SAMPLES TAKEN YES/NO	COMMENTS
ROOM U14 F/W/C	Ceiling Ceiling Void Walls Floors Sky Light Panels	Fibre tiles Accessed Plastered/tiled Vinyl sheet Ply
ROOM U14A/U14B	Ceiling	Plaster
ROOM U15		Same as U14
CORRIDOR	Ceiling Ceiling Void Sky Light Panels Yes Walls Floor	Fibre tiles Accessed 4 no x suspect sky lights, sample 114 photo 06 Plaster As room U1
ROOM U27 SAN/ANNEX	Ceiling Ceiling Void Walls Floors WC Cisterns	No ceiling Accessed Concrete block Concrete PVC
ROOM U24	Ceiling Ceiling Void Walls Floor	Fibre tiles Accessed Plastered Carpet
ROOM U25/U26	Ceiling Ceiling Void Walls Floors Sky Light Panels Ducts	Fibre tiles Accessed Plastered/paper Vinyl sheet/carpet squares Ply Ply
BACK OF FASCIAS	Treat as sample no 116 on sheet no 1 of Kemys Ward	*Panel behind aluminium foil (possibly back of fascias), treat this as all round edge of building*

ASE ISTOS SURVEY REPORT SHEET

PREMISES: S. C. N

LOCATION: USK WARD

DATE: 12-3-2001

ROOM/ROOM NO.	SAMPLES TAKEN YES/NO	COMMENTS
Room 01 U1	NO	Ceiling - Vinyl Tile Tiles FIBRE BOARD
	NO	WALLS - PLASTERED.
	4th Sample No 112 PHOTO OK	FLOOR - Vinyl Tiles (Old Type)
		Ceily Void - Accessed
Room U22	NO	Ceily - FIBRE BOARD
		Ceily Void - Accessed
	NO	Sky Light Panels - Ply
	NO	Walls - PLASTERED.
	NO	FLOOR - Quarry Tiles.
Rm U23		Ceily - FIBRE BOARD
		WALLS - PLASTERED.
	SAME AS Rm U1	FLOOR - Vinyl Tiles (Old Type)
Rm U2		SAME AS Rm U1
Rm U16	NO	Ceily - FIBRE BOARD
		Ceily Void - Accessed
	NO	WALLS - PLASTERED.
	NO	Floors - Vinyl Sheet
	NO	Duct - Ply
		Sky Light Panels - Ply
		U17 + U18 ARE PART of Rm U16

SHEET NO. 1

SIGNED: mf.

DATE: 12/3/2001

ASBESTOS SURVEY REPORT SHEET

PREMISES: S-C-H

LOCATION: USK WARD

DATE: 12/3/2001

ROOM/ROOM NO.	SAMPLES TAKEN YES/NO	COMMENTS
Rm U19	NO	Ceiling - FIBRE TILES
	"	Ceiling Void - ACCESSSED
	"	WALLS - PLASTERED
	"	FLOORS - QUARRY TILES
	"	Duct - Ply
Rm U20	AS Rm U19	AS Rm U19
Rm U21	" " "	" " "
	SAME AS Rm U1	FLOOR - VINYL TILES (OLD TYPE)
Rm U4	SAME AS Rm U1 U19	AS Rm U19
Rm U5/U6	NO	Ceiling - FIBRE TILES
U7/U8		Ceiling Void - ACCESSSED
	NO	WALLS - PLASTERED
	NO AS ROOM U1	FLOORS - AS ROOM U1
Rm U9/U10/U11/U12	ALL AS ROOMS U5 ETC	ALL AS ROOM U5 ETC.
Rm U13	NO	Ceiling - FIBRE TILES
		Ceiling Void - ACCESSSED.
	NO	WALLS - PLASTERED / TILES
	NO	FLOORS - QUARRY TILES.
	YES SAME NO 113 PHOTO 05	SINK PAD - SUPERSET
	NO	Skylight Panels - Ply

SHEET NO. 2

SIGNED: MP

DATE: 12/3/2001

ASBESTOS SURVEY REPORT SHEET

PREMISES: S.C. 14

LOCATION: USK WARD

DATE: 12/3/2001

ROOM/ROOM NO.	SAMPLES TAKEN YES/NO	COMMENTS
Rm U14 F/W/C	NO	Ceiling - FIBRE TILES.
		Ceiling VOID - ACCESSED
	NO	WALLS - PLASTERED
	NO	FLOOR - VINYL SHEET
	NO	SKYLIGHT PANELS - Poly
Rm U14 A/U14B	NO	Ceiling - PLASTER.
Rm U15	SAME AS U14	SAME AS U14
CORRIDOR.	NO	Ceiling - FIBRE TILES.
		Ceiling VOID - ACCESSED
	YES SAMPLE 114	PHOTO 06
	NO	SKYLIGHT PANELS - 4 NO X SCAFFOLD SKYLIGHTS.
	NO	WALLS - PLASTERED.
	NO	FLOOR - AS ROOM U1
Rm U27 SAN/ANNEX	NO	NO Ceiling
		Ceiling VOID - ACCESSED
	NO	WALLS - CONCRETE BLOCK
	NO	FLOOR - CONCRETE.
	NO	w/c CISTERS - P.V.C
Rm U14 U14	NO	Ceiling - FIBRE TILES. / VOID - ACCESSED
	NO	WALLS - PLASTER.
	NO	FLOOR - CARPET.

SHEET NO. 3

SIGNED: M

DATE: 12/3/2001

ASBESTOS SURVEY REPORT SHEET

PREMISES: ST CADOC'S HOSPITAL
LOCATION: KEMEYS WARD
DATE: 12.03.01

ROOM/ROOM NO.	SAMPLES TAKEN YES/NO	COMMENTS
ROOM K1	Ceiling Ceiling Void Walls Floor	Fibre tiles Accessed Plastered/papered Carpet
ROOM K2	As room K1 Floor Yes	As room K1 Vinyl tile, sample 115 photo 07
ROOM K3/K4		As room K2
ROOM K5	Ceiling Ceiling Void Walls Floor	Fibre tiles Accessed Plastered Quarry tiles
ROOM K6/K7/K8/K9	Ceiling Ceiling Void Walls Floor	Fibre tiles Accessed Plastered/papered Vinyl tiles, same as room K2
ROOM K10/11/12/13	Ceiling Ceiling Void Walls Floor K11 Sample 116 photo 08	Fibre tiles Accessed Plastered/papered Vinyl tiles, same as room K2 *Panel behind aluminium foil (possibly back of fascia) treat this as all round edge of building*
ROOM K14	Ceiling Ceiling Void Sky Light Panels Walls Floor Sink Pad Yes	Fibre tiles Accessed Ply Plastered Quarry tiles Suspect, sample 117 photo 09
ROOM K15/16	Ceiling Ceiling Void Sky Light Panels Walls Floors	Fibre tiles Accessed Ply Plastered Vinyl sheet
ROOM K15A/15B	Ceiling Walls Floors	Plasterboard Plastered Vinyl sheet
ROOM K27	Ceiling Ceiling Void Walls Floors WC Cisterns	No tiles Accessed Breeze block Concrete PVC
ROOM K17	Ceiling Ceiling Void Walls Floors	Fibreboard Accessed Plastered Vinyl sheet

ASBESTOS SURVEY REPORT SHEET

PREMISES: ST CADOC'S HOSPITAL
LOCATION: KEMEYS WARD
DATE: 12.03.01

ROOM/ROOM NO.	SAMPLES TAKEN YES/NO	COMMENTS
ROOM K18	Ceiling Ceiling Void Walls Floors	Fibre tiles Accessed Plastered Quarry tiles
ROOM K19	Ceiling Ceiling Void Walls Floors	Fibre tiles Accessed Plastered Quarry tiles
ROOM K20	Ceiling Ceiling Void Walls Floors	Fibre tiles Accessed Plastered Vinyl tiles
ROOM K21	Ceiling Ceiling Void Walls Floors	Fibre tiles Accessed Plastered Quarry tiles
ROOM K22	Ceiling Ceiling Void Walls Floors	Fibre tiles Accessed Plastered Vinyl tiles
ROOM K23	Ceiling Ceiling Void Walls Floors	Fibre tiles Accessed Plastered Vinyl tiles
ROOM K24	Ceiling Ceiling Void Walls Floors	Fibre tiles Accessed Plastered Vinyl tile sheet
ROOM K25	Ceiling Ceiling Void Walls Floors	Fibre tiles Accessed Plastered Vinyl sheet
CORRIDOR	Sky Light Yes	Sample 118 photo 10

ASBESTOS SURVEY REPORT SHEET

 PREMISES: S. C. H

 LOCATION: KEMBOYS WARD

 DATE: 12/3/2001

ROOM/ROOM NO.	SAMPLES TAKEN YES/NO	COMMENTS
Rm K1	NO	Ceiling - FIBRE TILES
	"	WALLS - PLASTERED / PAPERED.
	"	FLOOR - CARPET.
		Ceiling Void - ACCESSED.
Rm K2	AS ROOM K1	AS ROOM K1
	YES SAMPLE 115 PHOTO 07	FLOOR - VINYL TILES
RMS. K3/K4	AS ROOM K2	AS ROOM K2
Rm K5	NO	Ceiling - FIBRE TILES
		Ceiling Void - ACCESSED
	NO	WALLS - PLASTERED
	NO	FLOOR - QUARRY TILES
RMS K6/K7		Ceiling - FIBRE TILES
K8/K9		Ceiling Void - ACCESSED.
		WALLS - PLASTERED / PAPERED
	SAME AS ROOM K2	FLOOR - VINYL TILES SAME AS RM K2
RMS K10/K11		Ceiling - FIBRE TILES
K12/K13		Ceiling Void - ACCESSED
		WALLS - PLASTERED / PAPERED
	SAME AS RM K2	FLOORS - VINYL TILES. AS RM K2
K11	YES SAMPLE 116 PHOTO 08	* PAPER BEHIND ALUMINUM FOIL (POSS BACK OF FACIA)
		TRIAL THIS AS AN ROUND EDGE EDGES of Building*

 SHEET NO. 1

 SIGNED: M

 DATE: 12/3/2001

ASBESTOS SURVEY REPORT SHEET

PREMISES: S.E.H

LOCATION: KEMEYS WARD

DATE: 12/3/2001

ROOM/ROOM NO.	SAMPLES TAKEN YES/NO	COMMENTS
Rm K14	NO	Ceiling - Fibre Tiles
		Ceiling Void - Accessed
	NO	Skylight Panels - Ply
	NO	Walls - Plastered.
	NO	Floor - Quarry Tiles.
	YES SAMPLE No 117 PHOTO No 09	
Rm K15 / K16	NO	SINK PAD - SUBSET
		Ceiling - Fibre Tiles
		Ceiling Void -
	NO	Walls - Plastered
	NO	Floor - Vinyl Sheet
	NO	Skylight Panels - Ply.
Rm K15A / K15B	NO	Ceiling - Plaster Board
	NO	Walls - Plastered
	NO	Floors - Vinyl Sheet
Rm K27		Ceiling - NO Tiles
	NO	Ceiling Void - Accessed
	NO	Walls - BRICK BLOCK
	NO	Floor - CONCRETE
	NO	W/C CISTERNS - P.V.C
Rm K17	NO	Ceiling - Fibre Tiles / Void Accessed.
		Walls - Plastered
		Floor - Vinyl Sheet

SHEET NO. 2

SIGNED: 

DATE: 12/3/2001

ASBESTOS SURVEY REPORT SHEET

PREMISES: St. Cadoc's

LOCATION: Kemys Ward

DATE: 12-3-1

ROOM/ROOM NO.	SAMPLES TAKEN YES/NO	COMMENTS
Rm K18	No	Ceiling - Fibre Tiles
		Ceiling - Void Accessed
		Walls - Plastered
		Floor - Quarry Tiles
Rm K19	No	Ceiling - Fibre Tiles
		Ceiling Void Accessed
		Walls - Plastered
		Floor - Quarry Tiles
Rm K20	No	Ceiling - Fibre Tiles
		Ceiling Void Accessed
		Walls - Plastered
		Floor - Vinyl Tiles
Rm K21	No	Ceiling - Fibre Tiles
		Ceiling Void Accessed
		Walls - Plastered
		Floor - Quarry Tiles
Rm K22	No	Ceiling - Fibre Tiles
		Ceiling Void Accessed
		Walls - Plastered
		Floor - Vinyl Tiles

SHEET NO. 3

SIGNED: 

DATE: 12-3-1

ASBESTOS SURVEY REPORT SHEET

PREMISES: St. Cadocs

LOCATION: Kemys Ward

DATE: 12-3-1

ROOM/ROOM NO.	SAMPLES TAKEN YES/NO	COMMENTS
Rm K23	No	Ceiling - Fibre Tiles Ceiling Void Accessed Walls - Plastered Floor - Vinyl Tiles
Rm K24	No	Ceiling - Fibre Tiles Ceiling Void Accessed Walls - Plastered Floor - Vinyl Tiles Sheet
Rm K25	No	Ceiling - Fibre Tiles Ceiling Void Accessed Walls - Plastered Floor - Vinyl Sheet
Corridor	YES / SKYLIGHT Sample 118 PHOTO NO 10	SKYLIGHT

SHEET NO. 4

SIGNED: 

DATE: 12-3-1

ASBESTOS SURVEY REPORT SHEET

PREMISES: ST CADOC'S HOSPITAL
LOCATION: GLEN USK WING PILLMAWR
DATE: 13.03.01

ROOM/ROOM NO.	SAMPLES TAKEN YES/NO	COMMENTS
P1	Organic Ceiling Ceiling Void Walls Floors Fire Barrier	Tiles Accessed Plastered Vinyl tiles, sample 120 photo 12 Sample 119, photo 11
P2	Organic Ceiling Ceiling Void Walls Floors Fire Barrier	Tiles Accessed Plastered Vinyls sheet Similar to room P1
P24 CLINIC	Organic Ceiling Ceiling Void Walls Floors Fire Barrier	Tiles Accessed Plastered Quarry tiles Similar to room P2
P3	Organic Ceiling Ceiling Void Walls Floors Fire Barrier	Tiles Accessed Plastered Vinyl tiles, as P1 Similar to room P2
P4	Organic Ceiling Ceiling Void Walls Floors	Tiles Accessed, nothing above ceiling void Plastered Carpet with tiles underneath, floor tiles same as room P1
P5 SLUICE ROOM	Organic Ceiling Walls Floors Duct Cover	Tiles Plastered Quarry tiles Plywood
CORRIDOR	SkyLight	Sample 121, photo 13
P6	Ceiling Ceiling Void Walls Floor	Fibre tiles Unsuspectious Plastered Vinyl tiles
P7	Ceiling Ceiling Void Walls Floor	Plasterboard tiles Unsuspectious Plastered Vinyl sheet
P8	Ceiling Ceiling Void Walls Floor	Fibre tiles Unsuspectious Plastered Vinyl sheet

ASBESTOS SURVEY REPORT SHEET

PREMISES: ST CADOC'S HOSPITAL
LOCATION: GLEN USK WING PILLMAWR
DATE: 13.03.01

ROOM/ROOM NO.	SAMPLES TAKEN YES/NO	COMMENTS
P9	Ceiling Ceiling Void Walls Floor	Fibre tiles Unsuspectious Plastered Vinyl sheet
P10	Ceiling Ceiling Void Walls Floor	Fibre tiles Unsuspectious Plastered Vinyl sheet
P11	Ceiling Ceiling Void Walls Floor	Fibre tiles Unsuspectious Plastered Vinyl sheet
P12	Ceiling Ceiling Void Walls Floor	Fibre tiles Unsuspectious Plastered Vinyl tiles
P13	No	As above P11
P14	Ceiling Ceiling Void Walls Floor	Fibre tiles Unsuspectious Plastered Vinyl tiles
P15	No	As above P14
P16	No	As above P14, square 1/2 x 1/2 carpet/vinyl sheet
P17	Ceiling Ceiling Void Walls Floor Sink Pad	Fibre tiles Unsuspectious 1/2 x 1/2 plaster/ceramic tiles Quarry tiles Sample 122 P14
P18	Ceiling Ceiling Void Walls Floor	Plasterboard tiles Unsuspectious Plaster Vinyl sheet
P19	No	As above P18
P20	No	As above P18
P21	Ceiling Ceiling Void Walls Floor	Fibre tiles Unsuspectious Ceramic tiles Quarry tiles
P22	Ceiling Ceiling Void Walls Floor	Fibre tiles Unsuspectious Plaster Quarry tiles

ASBESTOS SURVEY REPORT SHEET

PREMISES: ST CADOC'S HOSPITAL
LOCATION: GLEN USK WING PILLMAWR
DATE: 13.03.01

ROOM/ROOM NO.	SAMPLES TAKEN YES/NO	COMMENTS
P23	No	As above P22

P25	Ceiling Ceiling Void Walls Floor	Fibre tiles Unsuspectious Plaster Vinyl tiles
-----	---	--

P26	No	As above P25
-----	----	--------------

P25	Ceiling Walls Floor	Open to underside of roof Blockwork Concrete
-----	---------------------------	--

GLEN USK WING

G/019A	Ceiling Ceiling Void Walls Floor	Fibre tiles Unsuspectious Plaster Vinyl tiles
--------	---	--

G/019B	No	As above G/019A
--------	----	-----------------

EXTERNAL

OPEN AREA OFF G/019	Yes Sample 123 P15 Yes Sample 124 P15	Fascia Soffit Face brick exterior Aluminium windows and doors
---------------------------	--	--

PORCH OFF G/F018	Yes Sample 125 P16	Cement board, underneath porch
------------------	--------------------	--------------------------------

EXTERIOR OF LINK CORRIDOR G/F018	Fascia Soffit	PVC PVC Face brick exterior
--	------------------	-----------------------------------

FRONT ENTRANCE PORCH TO UNIT	Yes Sample 126 P17	Cement board? Underneath porch
---------------------------------	--------------------	--------------------------------

Off G/019		Exterior of wing wholly the same as above at open area
-----------	--	--

ASBESTOS SURVEY REPORT SHEET

PREMISES: ST. CADOC'S.

LOCATION: GLEN USK WING P. ILMARW

DATE: 13/3/2001

ROOM/ROOM NO.	SAMPLES TAKEN YES/NO	COMMENTS
P1	ORGANIC	Ceiling Tiles
	SAMPLE TAKEN FIRE BARRIER	Ceiling voids Accessed
	SAMPLE 119 PHOTO 11	WALLS PLASTERED
	FLOOR TILE SAMPLE 120: PHOTO 12	FLOOR VINYL TILE
P2	ORGANIC	Ceiling Tiles
	Similar FIRE BARRIER TO ROOM P2	Ceiling voids Accessed
		WALLS PLASTERED
		FLOOR VINYL SHEET.
P24 Clinic	ORGANIC	Ceiling Tiles
	Similar FIRE BARRIER TO ROOM P2	Ceiling voids Accessed
		WALLS PLASTERED
		FLOOR QUARRY TILES
P3	ORGANIC	Ceiling Tiles
	Similar FIRE BARRIER TO ROOM P2	Ceiling voids Accessed
		WALLS PLASTERED
	FLOOR AS P1	FLOOR VINYL TILE

SHEET NO. 1

SIGNED: 

DATE: 13/3/2001

ASBESTOS SURVEY REPORT SHEET

PREMISES: ST. CADOC'S

LOCATION: Glen ugh WIND PILLMAY WARD

DATE: 13/3/2001

ROOM/ROOM NO.	SAMPLES TAKEN YES/NO	COMMENTS
P4	ORGANIC	Ceiling Tiles
	Nothing Above Ceiling void	Ceiling void Accessed
		Walls Plastered
	Floor Tiles Same as room P1	Carpet with Tiles underneath
P5 Sluice Rm.	ORGANIC	Ceiling Tiles
	Plywood	Duct cover
		Walls Plastered
		Quarry Tile Floor
Corridor	SAMPLE N° 121 / PHOTO 13 / SKYLIGHT	SKYLIGHT
P6	No	Ceiling - Fibre Tiles / Void Unsuspicious
		Walls - Plastered
		Floor - Vinyl Tiles
P7	No	Ceiling - Plasterboard Tiles
		Ceiling Void Unsuspicious
		Walls - Plaster
		Floor - Vinyl Sheet

SHEET NO. 2

SIGNED: 

DATE: 13/3/2001

ASBESTOS SURVEY REPORT SHEET


PREMISES: St. Cadoc's

LOCATION: Pillmawr Ward

DATE: 13-3-1

ROOM/ROOM NO.	SAMPLES TAKEN YES/NO	COMMENTS
P8	No	Ceiling - Fibre Tiles Ceiling Void Unsuspicious Walls - Plaster Floor - Vinyl Sheet
P9	No	Ceiling - Fibre Tiles Ceiling Void Unsuspicious Walls - Plaster Floor - Vinyl Sheet
P10	No	Ceiling - Fibre Tiles Ceiling Void Unsuspicious Walls - Plaster Floor - Vinyl Sheet
P11	No	Ceiling - Fibre Tiles Ceiling Void Unsuspicious Walls - Plaster Floor - Vinyl Sheet

SHEET NO. 2

SIGNED: 

DATE: 13-3-1

ASBESTOS SURVEY REPORT SHEET


PREMISES: St. Cadoc's

LOCATION: Pillman's Ward

DATE: 13-3-1

ROOM/ROOM NO.	SAMPLES TAKEN YES/NO	COMMENTS
P12	No	Ceiling - Fibre Tiles Ceiling Void Unsuspectious Walls - Plaster Floor - Vinyl Tiles
P13	No	As above P11
P14	No	Ceiling - Fibre Tiles Ceiling Void Unsuspectious Walls - Plaster Floor - Vinyl Sheet
P15	No	As above P14
P16	No	As above P14 save $\frac{1}{2}$ & $\frac{1}{2}$ carpet / Vinyl Sheet
P17	Yes Sample 122 P14	Sink Pod Ceiling - Fibre Tiles Ceiling Void Unsuspectious Walls - $\frac{1}{2}$ & $\frac{1}{2}$ Plaster / Ceramic Tiles Floor - Quarry Tiles

SHEET NO. 4

SIGNED: 

DATE: 13-3-1

ASBESTOS SURVEY REPORT SHEET


PREMISES: St. Cadoc's

LOCATION: Pillmawr Ward

DATE: 13-3-1

ROOM/ROOM NO.	SAMPLES TAKEN YES/NO	COMMENTS
P18	No	Ceiling - Plasterboard Tiles Ceiling Void Unsuspectious Walls - Plaster Floor - Vinyl Sheet
P19	No	As above P18
P20	No	As above P18
P21	No	Ceiling - Fibre Tiles Ceiling Void Unsuspectious Walls - Ceramic Tiles Floor - Quarry Tiles
P22	No	Ceiling - Fibre Tiles Ceiling Void Unsuspectious Walls - Plaster Floor - Quarry Tiles
P23	No	As above P22

SHEET NO. 5

SIGNED: 

DATE: 13-3-1

ASBESTOS SURVEY REPORT SHEET

PREMISES: St. Cadoc's

LOCATION: Glen Vsk Wing

DATE: 13-3-1

ROOM/ROOM NO.	SAMPLES TAKEN YES/NO	COMMENTS
External Survey		
Open Area off G/019	Yes Sample 123 } P15 Sample 124 }	Fascia Soffit Face Brick Exterior Aluminium Windows & Doors
Porch off G/F018	Yes Sample 125 P16	Cement Board? Underneath Porch
Exterior of Link Corridor G/F018	No	Fascia - PVC Soffit - PVC Face Brick Exterior
Front Entrance Porch to Unit	Yes Sample 126 P17	Cement Board? Underneath Porch
		Exterior of Wing wholly the same as above at Open Area off G/019

SHEET NO. _____

SIGNED: *W. Edge*

DATE: 13-3-1

ASBESTOS SURVEY REPORT SHEET

PREMISES: ST CADOC'S HOSPITAL
LOCATION: NORTH LODGE
DATE: 14.03.01

ROOM/ROOM NO.	SAMPLES TAKEN YES/NO	COMMENTS
KITCHEN	Ceiling Walls Floor Sink Pad	Papered Plastered/ceramic tile Vinyl Sample 129 photo 20
UNDERSTAIRS CUPBOARD	Ceiling Walls Floor	Plasterboard Brick painted Vinyl
LIVING ROOM	Ceiling Walls Floor	Papered Papered Carpet
FRONT ENTRANCE	Ceiling Walls Floor	As South Lodge Brick/papered Carpet
LOUNGE	Ceiling Walls Floor	Papered Papered Carpet
BATHROOM	Ceiling Walls Floor	Plastered Ceramic tiles Vinyl
BEDROOMS 1, 2, 3	Ceiling Walls Floor	Papered Papered Carpet
GARAGE	Ceiling Walls Floor	Plywood Brick Concrete

ASBESTOS SURVEY REPORT SHEET

PREMISES: SCH

LOCATION: NORTH LODGE

DATE: 14-3-01

ROOM/ROOM NO.	SAMPLES TAKEN YES/NO	COMMENTS
Kitchen	Sink Pad	Papered.
	Sample 129	Plastered / Ceramic tile
	Photo 20	Vinyl
Under stairs Cupboard		Plasterboard.
		Brick Painted
		Vinyl
Living Room		Papered
		Papered
		Carpet.
Front Entrance		As South Lodge
		brick / Papered
		Carpet
Lounge		Papered
		Papered
		Carpet

SHEET NO. 1

SIGNED: AJ Allen

DATE: 14-3-01

ASBESTOS SURVEY REPORT SHEET

PREMISES: SCH

LOCATION: NORTH LODGE

DATE: 14-3-01

ROOM/ROOM NO.	SAMPLES TAKEN YES/NO	COMMENTS
Bathroom		Ceiling Plaster
		Walls Ceramic tile
		Bath Vinyl
Bedroom 1,2&3		Ceiling Papered
		Walls Papered
		Floor Carpet
Garage		Ceiling Plywood
		Walls brick
		Floor Concrete

SHEET NO. 2

SIGNED: AJ Allen

DATE: 14.3.01

ASBESTOS SURVEY REPORT SHEET

PREMISES: ST CADOC'S HOSPITAL
LOCATION: SOUTH LODGE AND CHURCH
DATE: 14.03.01

ROOM/ROOM NO.	SAMPLES TAKEN YES/NO	COMMENTS
KITCHEN	Ceiling Walls Floor Sink Pad/Draining Rod	Plaster Plaster/papered Vinyl Sample 127 photo 18
UNDERSTAIRS	Ceiling Walls Floor	Plaster Brick painted Vinyl
GROUND FLOOR TOILET	Ceiling Walls Floor	Mica board/plaster Plaster Vinyl
LIVING ROOM	Ceiling Walls Floor	Papered Papered Carpet
LOUNGE	Ceiling Walls Floor	Papered Papered Carpet
FRONT ENTRANCE	Ceiling Walls Floor	Plaster/tounge/groove Plaster/cemented Carpet
STAIRS & LANDING	Ceiling Walls Floor	Plastered Papered Carpet
BATHROOM	Ceiling Walls Floor	Plaster Plaster/ceramic tile Vinyl
BEDROOM 1	Ceiling Walls Floor	Plaster Papered Carpet
BEDROOM 2 & 3		As bedroom 1
ATTIC		Ok
WATER METER SHED	Roof	Felt sample, sample 128 photo 19
CHURCH		Building inspected, ok

ASBESTOS SURVEY REPORT SHEET

PREMISES: ST CADOC'S HOSPITAL
LOCATION: GARDENERS BUILDING NO 1 & NO 2
DATE: 27.02.01

ROOM/ROOM NO.	SAMPLES TAKEN YES/NO	COMMENTS
HEAD GARDENERS OFFICE ROOM 1	Ceiling Walls Floor	Plasterboard Brick Concrete
SPUD SHED ROOM 9	Roof Walls Floor Roof Tiles Boards	Wood Brick Concrete In stock, suspect, sample no 62 photo 16 8 x 4 in stock, suspect, sample no 63 photo 17
ROOM NO 3	Ceiling Walls Floor	Plasterboard Brick Concrete
ROOM NO 2,4,5,6,7,8		Same as room 3

ASB. STOS SURVEY REPORT SHEET

PREMISES: SCH

LOCATION: SOUTH LODGE

DATE: 14.3.01.

ROOM/ROOM NO.	SAMPLES TAKEN YES/NO	COMMENTS
KITCHEN	Sink pad/Drainage had Sample 127	Ceiling Plaster
	Photo 18	Walls Plaster/Papered
		Floor Vinyl
Under stairs		Ceiling Plaster /
		Walls Brick painted
		Floor Vinyl
GRD FLR Toilet		Ceiling Mica board / Plaster
		Walls Plaster
		Floor Vinyl
Living Rm		Ceiling Papered
		Walls Papered
		Floor Carpet.
Lounge.		Ceiling Papered.
		Walls Papered
		Floor Carpet
Front Entrance.		Ceiling Plaster / Tongue / Grown
		Walls Plaster / Cemented.
		Floor Carpet

SHEET NO. 1

SIGNED: AJANEN

DATE: 14.3.01

ASB. ITOS SURVEY REPORT SHEET

PREMISES: SCH

LOCATION: SOUTH LODGE & CHURCH

DATE: 14-3-01

ROOM/ROOM NO.	SAMPLES TAKEN YES/NO	COMMENTS
Stairs & Landing		Ceiling Walls Floors.
		Plaster Papered Carpet.
Bathroom		Ceiling Walls Floor
		Plaster Plaster / Ceramic Tile Vinyl
Bedroom 1		Ceiling Walls Floor
		Plaster Papered Carpet.
Bedroom 2 & 3	As Bedroom 1	
ATTIC	OK	
Water Meter shed	Roof felt Sample Sample 128 Photo 19	
CHURCH		Building Inspected OK

SHEET NO. 2

SIGNED: AJ Allen

DATE: 14-03-01

ASBESTOS SURVEY REPORT SHEET

PREMISES: S.C.H

LOCATION: GARDENERS BUILDING No 2 / No 1

DATE: 27.2.2001

ROOM/ROOM NO	SAMPLES TAKEN YES/NO	COMMENTS
HEAD GARDENERS OFFICE ROOM 1	NO	Ceiling - PLASTER BOARD.
"	"	WALLS - BRICK
"	"	FLOOR - CONCRETE.
STUD STORE ROOM 9	"	Roof - WOOD
"	"	WALLS - BRICK.
"	"	FLOOR - CONCRETE.
	YES SAMPLE No 62 PHOTO 16	Roof Tiles IN STOCK Suspect
	" " No 63 " 17	8x4 BOARDS " " "
Room No 3		Ceiling - Plasterboard / WOODEN
		WALLS - brick
		FLOOR - CONCRETE.
Rm No 2	AS RM 3	
" 4	" "	
" 5	" "	
" 6	" "	
" 7	" "	
" 8	" "	

SHEET NO. 2

SIGNED: _____

DATE: 12/3/01

ASBESTOS SURVEY REPORT SHEET

PREMISES: ST CADOC'S HOSPITAL
LOCATION: TY BRYN
DATE: 14.03.01

ROOM/ROOM NO.	SAMPLES TAKEN YES/NO	COMMENTS
ROOM 58 BOILER ROOM	Ceiling Walls Floor Old Pipe Lagging	Mica board Brick Concrete Sample 130 photo 21
ROOM 58A TANK ROOM	Wall Lining	Sample 131 photo 22
ROOM 1 CLEANING CUPBOARD	Ceiling Walls Floor Ceiling tile	Mica board Brick painted Concrete painted Sample 132 photo 23
ROOM 2 METER ROOM		As room 1
ROOM 3 MEDICAL RECORDS	Ceiling Access Yes Walls Floor	Fibre glass type Plaster Carpet
ROOM 4 AND 5		As room 3
ROOM 6	Ceiling Access Yes Walls Floor	Fibre glass Brick painted Carpet
ROOM 7	Ceiling Walls Floor	Fibre glass Brick painted Carpet
ROOM 8	Ceiling Walls Floor	Micaboard (as room 1) Brick/painted Vinyl
ROOM 9		As room
ROOM 10 KITCHEN	Ceiling Walls Floor Sink Pad	Micaboard Ceramic tile/plaster Vinyl Sample 133 photo 24
ROOM 11	Ceiling Walls Floor	Micaboard Brick/painted Vinyl
ROOM 12 MALE W/C	Ceiling Walls Floor	Micaboard Plaster Ceramic tile
ROOM 13	Ceiling Walls Floor	Micaboard Plaster Vinyl
ROOM 14 FEMALE W/C	Ceiling Walls Floor	Micaboard Plaster Ceramic tile

ASBESTOS SURVEY REPORT SHEET

PREMISES: ST CADOC'S HOSPITAL
LOCATION: TY BRYN
DATE: 14.03.01

ROOM/ROOM NO.	SAMPLES TAKEN YES/NO	COMMENTS
ROOM 15	Ceiling Walls Floor	Micaboard Plaster Vinyl
ROOM 16	Ceiling Walls Floor	Micaboard Plaster Vinyl
ROOM 17	Ceiling Walls Floor	Micaboard Plaster Vinyl
ROOM 18	Ceiling Walls Floor	Micaboard Plaster Vinyl
ROOM 19 KITCHEN	Ceiling Walls Floor Sink Pad	Micaboard Ceramic tile/plaster Vinyl Sample 134 photo 26
ROOM 20	Ceiling Walls Floor	Fixed micaboard tiles Plaster Carpet
ROOM 21		As room 20
ROOM 22		As room 20
ROOM 23		As room 20
ROOM 24		As room 20
ROOM 25		As room 20
ROOM 26		As room 20
ROOM 27 & 27A ORIGINAL ROOM SUB DIVIDED INTO TWO		As room 20
ROOM 28	Ceiling Walls Floor	Fixed micaboard tiles Plaster Vinyl sheet
ROOM 29	Ceiling Walls Floor	Fixed micaboard tiles Ceramic tiles Vinyl sheet
ROOM 30		As above - room 29
ROOM 31		As above - room 28

ASBESTOS SURVEY REPORT SHEET

PREMISES: ST CADOC'S HOSPITAL
LOCATION: TY BRYN
DATE: 14.03.01

ROOM/ROOM NO.	SAMPLES TAKEN YES/NO	COMMENTS
ROOM 32	Ceiling Walls Floor Sink Pad	Fixed micaboard tiles Plaster Vinyl sheet Sample 135 photo 25
ROOM 33		As above - room 28
ROOM 34		As above - room 28
ROOM 35	Ceiling Ceiling Void Walls Floor	Suspended fibre tiles Unsuspectious void Plaster Carpet
ROOM 36		As above - room 35
ROOM 37		As above - room 35
ROOM 38		As above - room 35
ROOM 39		As above - room 35
ROOM 40		As above - room 35
ROOM 41		As above - room 35
ROOM 42		As above - room 35
ROOM 44	Ceiling Walls Floor Sink Pad	Suspended fibre tiles/unsuspectious void Plaster Vinyl sheet Sample 136 photo 27
ROOM 45 CUPBOARD IN ROOM NOT ACCESSED	Ceiling Walls Floor	Suspended fibre tiles/unsuspectious void Plaster Carpet
ROOM 46		As above - room 45
ROOM 47		As above - room 45
ROOM 48		As above - room 45
ROOM 49		As above - room 45
ROOM 50		As above - room 45
ROOM 51		As above - room 45
ROOM 52		As above - room 45
ROOM 53		As above - room 45
ROOM 54		As above - room 45

ASBESTOS SURVEY REPORT SHEET

PREMISES: ST CADOC'S HOSPITAL
LOCATION: TY BRYN
DATE: 14.03.01

ROOM/ROOM NO.	SAMPLES TAKEN YES/NO	COMMENTS
ROOM 55	Ceiling Walls Floor Sink Pad	Suspended fibre tiles/unsuspicious void Plaster Carpet Sample 137 photo 28
ROOM 56	Ceiling, Walls, Floor	As above - room 55
CORRIDOR 57	Ceiling Walls Floor	Either fixed micaboard tile or suspended fibreboard tile with unsuspicious void Plastered Carpet or vinyl sheet
LOBBY 057A	Ceiling Walls Floor	Wooden matchboards Brick Fitting brush mat
EXTERNAL SURVEY		Generally brick work, mineral aggregate faced panels in window frames, PVC frames to one corridor with melamine infill panels, tank room has metal sheet cladding

ASBESTOS SURVEY REPORT SHEET

PREMISES: SCH

LOCATION: Ty BRYM

DATE: 14-3-01

ROOM/ROOM NO.	SAMPLES TAKEN YES/NO		COMMENTS	
RM 58 Boiler room	Old Pipe Lagging	Sample 130 Photo 21	Ceiling Walls Floors	Micro board brick Concrete
RM 58a. Tank room	Wall Lining	Sample 131 Photo 22		
RM 1 Cleaning cupboard	Ceiling tile Sample	Sample 132 Photo 23	Ceiling Walls Floor.	Micro board brick & painted Concrete
RM 2 Meter Rm			AS RM 1	
RM 3 MED Records			Ceiling Access YES Walls Floors.	Fibre Glass type Plaster Carpet
RM 4	AS RM 3			
RM 5	N N.			
RM 6			Ceiling Walls Floor	Fibre Glass brick painted Carpet
RM 7			Ceiling Access YES Walls Floor	Fibre Glass brick painted Carpet

SHEET NO. 1

SIGNED: AJ Allen

DATE: 14-3-01

ASBESTOS SURVEY REPORT SHEET

PREMISES: SC4

LOCATION: T7 - BRM

DATE: 14-3-01

ROOM/ROOM NO.	SAMPLES TAKEN YES/NO		COMMENTS
RM 8			Ceiling as RM1 Micro board
			Wall brick/painted
			Floor Vinyl
RM 9	AS RM 8		
RM 10. Kitchen	Sink pad Sample	Sample 133	Ceiling Micro board
		Photo 24	Wall Ceramic tile / Plaster
			Floor Vinyl
RM 11			Ceiling Micro board
			Wall brick/painted
			Floor Vinyl
RM 12.			Ceiling Micro board
Male W/C.			Wall Plaster
			Floor Ceramic Tile
RM 13			Ceiling Micro board
			Wall Plaster
			Floor Vinyl

SHEET NO. 2

SIGNED: AJ Allen

DATE: 14-3-01

ASBESTOS SURVEY REPORT SHEET

PREMISES: SCU

LOCATION: TY BRMH

DATE: 14-3-01.

ROOM/ROOM NO.	SAMPLES TAKEN YES/NO	COMMENTS
RM 14 Female w/c		Ceiling
		Walls
		Floors
		Micro board Plaster Ceramic tile
RM 15.		Ceiling
		Walls
		Floors
		Micro board Plaster Vinyl
RM 16.		Ceiling
		Walls
		Floor
		Micro board Plaster Vinyl
RM 17		Ceiling
		Walls
		Floor.
		Micro board Plaster Vinyl
RM 18.		Ceiling
		Walls
		Floor
		Micro board Plaster Vinyl

SHEET NO. 3

SIGNED: AJ Allen

DATE: 14.3.01

ASB. (TOS SURVEY REPORT SHEET I


PREMISES: SCH

LOCATION: TY BRYM

DATE: 14-3-01

ROOM/ROOM NO.	SAMPLES TAKEN YES/NO	COMMENTS
Rm 19 Kitchen	Sink pan Sample Sample 134 Photo 26?	Ceiling Walls Floor Micro board Ceramic tile / Plaster Vinyl
Rm 20	No	Ceiling - Fixed Micaboard Tiles Walls - Plastered Floor - Carpet
Rm 21	No	As above - Rm 20
Rm 22	No	As above - Rm 20
Rm 23	No	As above - Rm 20
Rm 24	No	As above - Rm 20
Rm 25	No	As above - Rm 20
Rm 26	No	As above - Rm 20
Rm 27 & 27a (original room subdivided into two)	No	As above - Rm 20

SHEET NO. 4

SIGNED: AJ Allen 

DATE: 14-3-01

ASBESTOS SURVEY REPORT SHEET


PREMISES: St. Cadez

LOCATION: Ty - Bryn

DATE: 15-3-1

ROOM/ROOM NO.	SAMPLES TAKEN YES/NO	COMMENTS
Rm 28	No	Ceiling - Fixed Micaboard Tiles Walls - Plaster Floor - Vinyl Sheet
Rm 29	No	Ceiling - Fixed Micaboard Tiles Walls - Ceramic Tiles Floor - Vinyl Sheet
Rm 30	No	As above - Rm 29
Rm 31	No	As above - Rm 28
Rm 32	Yes Sample 135 P2025	Sink Pad Ceiling - Fixed Micaboard Tiles Walls - Plaster Floor - Vinyl Sheet
Rm 33	No	As above - Rm 28
Rm 34	No	As above - Rm 28
Rm 35		

SHEET NO. 5

SIGNED: 

DATE: 15-3-1

ASBESTOS SURVEY REPORT SHEET

PREMISES: St. Cadoc's

LOCATION: Ty-Bryn

DATE: 15-3-1

ROOM/ROOM NO.	SAMPLES TAKEN YES/NO	COMMENTS
Rm 35	No	Ceiling - Suspended Fibre Tiles Unsuspecting Void
		Walls - Plaster
		Floor - Carpet
Rm 36	No	As above - Rm 35
Rm 37	No	As above - Rm 35
Rm 38	No	As above - Rm 35
Rm 39	No	As above - Rm 35
Rm 40	No	As above - Rm 35
Rm 41	No	As above - Rm 35
Rm 42	No	As above - Rm 35
Rm 44	Yes Sample 136 P27	Sink Pad Ceiling - Suspended Fibre Tiles / Unsuspecting Void Walls - Plaster Floor - Vinyl Sheet

* Rm 43 not on plan

SHEET NO. 6

SIGNED: [Signature]

DATE: 15-3-1

ASBESTOS SURVEY REPORT SHEET


PREMISES: St. Cadocs

LOCATION: Ty Bryn

DATE: 15-3-1

ROOM/ROOM NO.	SAMPLES TAKEN YES/NO	COMMENTS
Rm 45	No	Ceiling - Suspended Fibre Tiles
# Cupboard in room not accessed.		Unsuspecting Void
		Walls - Plaster
		Floor - Carpet
Rm 46	No	As above - Rm 45
Rm 47	No	As above - Rm 45
Rm 48	No	As above - Rm 45
Rm 49	No	As above - Rm 45
Rm 50	No	As above - Rm 45
Rm 51	No	As above - Rm 45
Rm 52	No	As above - Rm 45
Rm 53	No	As above - Rm 45
Rm 54	No	As above - Rm 45

SHEET NO. 7

SIGNED: 

DATE: 15-3-1

m

ASBESTOS SURVEY REPORT SHEET


PREMISES: St. Cadoc's

LOCATION: Ty Bryn

DATE: 15-3-1

ROOM/ROOM NO.	SAMPLES TAKEN YES/NO	COMMENTS
Rm 55	Yes Sample 137 P28	Sink Pad Ceiling - Suspended Fibre Tile Unsuspectious Void Walls - Plaster Floor - Carpet
Rm 56	No	Ceiling/Walls/Floor as above - Rm 55
Corridors 57	No	Either Fixed Micaboard Tile or Suspended Fibreboard Tile with unsuspectious void Walls - Plastered Floor - Carpet or Vinyl Sheet
lobby 057a	No	Ceiling - Wooden Matchboards Walls - Brick Floor - Fitting Brush Mat
External Survey	No	Generally Brickwork Mineral Aggregate faced panels in window frames Pic. frames to one corridor with melamine infill panels Tank room has metal sheet cladding

SHEET NO. 8

SIGNED: 

DATE: 15-3-1

ASBESTOS SURVEY REPORT SHEET

PREMISES: ST CADOC'S HOSPITAL
LOCATION: P W SCHOOL
DATE: 15.03.01

ROOM/ROOM NO.	SAMPLES TAKEN YES/NO	COMMENTS
ROOM 1	Ceiling Walls Floor	Fibreboard sheet Panels square edged, generally plywood (beval edged) Vinyl tiles
ROOM 2	Ceiling Walls Floor Cistern	Fibreboard sheet Panels, wall panels plywood, sample 141 photo 31 Tiles (typical throughout building) Sample 139 and 140 photo 30
ROOM 3	Ceiling Walls Floor	Fibreboard sheet Plywood panels Vinyl tiles
ROOM 4	Ceiling Walls Floor Cistern	Fibreboard sheet Plywood panels Vinyl tiles Sample 142 Photo 32
ROOM 5	Wall Panel Sink Pad Panelling Around Roof Gurder Ceiling Other Wall Panels Floor Suspect Fire Blanket	Sample 143 photo 33 Sample 144 Photo 34 Sample 145 photo 35 Fibreboard sheet Plywood Vinyl tiles See Room 9
ROOM 6	Wall Panel Panelling Around Roof Gurder Ceiling Other Wall Panels Floor	Sample 146 photo 37 Sample 147 photo 38 Fibreboard sheet Plywood Vinyl tiles
ROOM 7	Wall Panel Ceiling Other Wall Panels Floor	Sample 148 photo 39 Fibreboard sheet Plywood Vinyl tiles
ROOM 8	Wall Panel Wall Panel Ceiling Other Wall Panels Floor Panelling Around Roof Gurder	Sample 149 photo 40 Sample 150 photo 41 Fibreboard sheet Plywood Vinyl sheet Sample 151 photo 42
ROOM 9	Wall Panel Other Wall Panels Ceiling Floor Fire Blanket	Sample 152 photo 42 Plywood Fibreboard sheet Carpet Sample 155 photo 46
ROOM 10	Wall Panel Other Wall Panels Panelling Around Roof Gurder Ceiling Floor	Sample 153 photo 44 Plywood Sample 154 photo 45 Fibreboard sheet Vinyl tiles

ASBESTOS SURVEY REPORT SHEET

PREMISES: ST CADOC'S HOSPITAL
LOCATION: P W SCHOOL
DATE: 15.03.01

ROOM/ROOM NO.	SAMPLES TAKEN YES/NO	COMMENTS
ROOM 11	Ceiling Walls Floor	Sheets, sample 156 photo 47 Blockwork Concrete
EXTERNAL SURVEY	Surface Cellar Ceiling RWG	Textured coating, sample 157 photo 48 Block and brick built with solid floor Exposed showing floor insulant - jabolite Plastic Analyst has bagged and removed both fire blankets Helpdesk contacted regarding replacements

ASB. (TOS SURVEY REPORT SHEET)

PREMISES: St. Cadoc's

LOCATION: P.W. School

DATE: 15-3-1

ROOM/ROOM NO.	SAMPLES TAKEN YES/NO	COMMENTS
Rm 1	Yes Sample 138 P29	Wall Panel (square edged) Wall Panels in area generally plywood (beveled) Ceiling - Fibreboard Sheet Floor - Vinyl Tiles
Rm 2	Yes Sample 139 & P30 Sample 140) Sample 141 P31	Cistern Floor Tile (Typical throughout building) Ceiling - Fibreboard Sheet Wall Panel Other wall panels plywood
Rm 3	No	Ceiling - Fibreboard Sheet Walls - Plywood Panels Floor - Vinyl Tiles
Rm 4	Yes Sample 142 P32	Cistern Ceiling - Fibreboard Sheet Walls - Plywood Panels Floor - Vinyl Tiles

SHEET NO. 1

SIGNED: H&J

DATE: 15-3-1

ASB (TOS SURVEY REPORT SHEET) :


PREMISES: St. Cadoes

LOCATION: P.W. School

DATE: 15-3-1

ROOM/ROOM NO	SAMPLES TAKEN YES/NO	COMMENTS
Rm 5	Yes Sample 143 P33	Wall Panel
	Sample 144 P34	Sink Pad
	Sample 145 P35	Panelling around roof girder
		Ceiling - Fibreboard Sheet
		Other Wall Panels - Plywood
		Floor - Vinyl Tiles
		* Suspect Fire Blanket found - see Rm 9 & bottom sheet 3
Rm 6	Yes Sample 146 P36 P37	Wall Panel
	Sample 147 P37 P38	Panelling around roof girder
		Ceiling - Fibreboard Sheet
		Other wall panels - Plywood
		Floor - Vinyl Tiles
Rm 7	Yes Sample 148 P39	Wall Panel
		Ceiling - Fibreboard Sheet
		Other wall panels - Plywood
		Floor - Vinyl Tiles
Rm 8	Yes Sample 149 P40	Wall Panel
	Sample 150 P41	Wall Panel
		Ceiling - Fibreboard Sheet
		Other wall panels - Plywood
		Floor - Vinyl Sheet

SHEET NO. 2

SIGNED: 

DATE: 15-3-1

ASB (TOS SURVEY REPORT SHEET)

PREMISES: St Cadors

LOCATION: P.W. School

DATE: 15-3-1

ROOM/ROOM NO	SAMPLES TAKEN YES/NO	COMMENTS
Rm 8 (Continued)	Yes Sample 151 P42	Panelling around roof girder
Rm 9	Yes Sample 152 P43	Wall Panel Other wall panels - plywood Ceiling - Fibreboard Sheet Floor - Carpet
Rm 10	Yes Sample 153 P44	Wall Panel Other wall panels - plywood Panelling around roof girder Ceiling - Fibreboard Sheet Floor - Vinyl Tiles
Rm 11	Yes Sample 156 P47	Ceiling Sheets Walls - Blockwork Floor - Concrete
External Survey	Yes Sample 157 P48	Surface Textured Coating Cellar - Block & Brick built w/ soil Floor. Ceiling exposed showing floor insulant - jabolite R'WG - Plastic * Analyst has bagged and removed both fire blankets Helpdesk contacted regarding replacements

SHEET NO. 3

SIGNED: 

DATE: 15-3-1

ASBESTOS SURVEY REPORT SHEET

PREMISES: ST CADOC'S HOSPITAL
LOCATION: POLLARDS WELL
DATE: 16.03.01

ROOM/ROOM NO.	SAMPLES TAKEN YES/NO	COMMENTS
ROOM B01 BOILER ROOM	Ceiling Walls Floor	Concrete Brick Concrete
STAIRCASE LEADING TO BOILER ROOM	Ceiling Ceiling	Cement board (sloping ceiling) sample 158 photo 49 Entrance to boiler room (flat ceiling) sample 159 photo 50
ROOM 002	Ceiling Walls Floor	Plasterboard Brick Concrete
ROOM 003	Ceiling Walls Floor Cupboard	Micaboard tiles, suspended, unsuspecting void Plaster Vinyl sheet Plastered/vinyl sheet with ply ceiling
ROOM 004	Ceiling Walls Floor Sink Pad	Suspended micaboard tiles, unsuspecting void Paper on plaster and ceramic tiles Vinyl sheet Sample 160 photo 51
ROOM 005	Ceiling Walls Floor	Plaster Plaster (plastered duct cover to back) Vinyl sheet
ROOM 006	Ceiling Walls Floor Soil Pipe	Plaster Plaster Vinyl sheet Metal and in corner
ROOM 007	Ceiling Walls Floor	Plaster Half and half, plaster and ceramic tile Vinyl sheet
ROOM 008		As above - room 007
ROOM 009	Ceiling Walls Floor	Plaster Plaster Vinyl sheet
ROOM 010	Ceiling Walls Floor	Plaster Plaster Carpet
ROOM 011	Ceiling Walls Floor	Plaster Plaster Carpet
ROOM 012 MAIN STAIRCASE AND LANDINGS	Underside of Stairway Underside of Stairway Ceiling Panel Underside of Stairway Underside of Landing Underside of Roof	(Above sluice room), sample 163 photo 54 (Above sluice room), sample 164 photo 55 Rear entrance lobby, sample 165 photo 56 (Leading to second floor), sample 166 photo 57 (Second floor), sample 167 photo 58 (Second floor landing), sample 168 photo 59

ASBESTOS SURVEY REPORT SHEET

PREMISES: ST CADOGS HOSPITAL
LOCATION: POLLARDS WELL
DATE: 16.03.01

ROOM/ROOM NO.	SAMPLES TAKEN YES/NO	COMMENTS
ROOM 013 G/F CORRIDOR	Ceiling Walls Floor	Suspended fibre tiles/unsuspicious void Plaster Carpet
ROOM 013A ENTRANCE LOBBY	Ceiling Walls Floor	Plaster Plaster Vinyl sheet
ROOM 013B CUPBOARD OFF CORRIDOR	Ceiling Walls Floor	Plasterboard Solid plaster to sides, plasterboard at back Carpet
ROOM 101	Ceiling Walls Floor	Plaster Plaster Carpet
ROOM 102		As above - room 101
ROOM 103	Ceiling Walls Floor Cistern	Plaster Plaster Vinyl sheet Sample 161 P52
ROOM 104	Ceiling Walls Floor	Plaster Plaster Vinyl sheet
ROOM 105	Ceiling Walls Floor	Plaster Half and half, plaster and ceramic tile Vinyl sheet
ROOM 106		As above - room 105
ROOM 107		As above - room 105
ROOM 108	Ceiling Walls Floor	Plaster Plaster Carpet
ROOM 109		As above - room 108
ROOM 110 & 110A (SUBDIVIDED INTO 2)		As above - room 108
ROOM 111		As above - room 108
ROOM 112 LANDING		As above - room 108
ROOMS 113/113A/113B	Ceiling Walls Floor	Plaster Plaster Vinyl sheet
ROOM 201 ATTIC STORE ROOM	Roof	Underfelt, sample 162 photo 53 Traditional roof construction, floor decked with plywood with vinyl sheet on to

ASBESTOS SURVEY REPORT SHEET

PREMISES: ST CADOC'S HOSPITAL
LOCATION: POLLARDS WELL
DATE: 16.03.01

ROOM/ROOM NO.	SAMPLES TAKEN YES/NO	COMMENTS
ROOM 202 INC CUPBOARD	Ceiling Walls Floor	Plaster Plaster Carpet
ROOM 203 INC CUPBOARD	Ceiling Walls Floor	Plaster Plaster Vinyl sheet
ROOM 204		As above - room 203
ROOM 205		As above - room 203
ABOVE ROOMS 202-205		Roof space above rooms 202-205 is clear showing only traditional roof construction
ROOM 206 LANDING	Ceiling Walls Floor	Plaster Plaster Carpet

External Survey

REAR ELEVATION	Sample 169 photo 60 Sample 170 photo 61 Sample 171 photo 62 Sample 172 photo 63	Wall panelling outside first floor fire exit Ceiling panelling outside first floor fire exit Board under roof tiles above second floor fire exit (verge) Board under roof tiles above rear porch (verge) Similar board on main roof
FRONT ELEVATION	Sample 173 photo 64	Panelling underneath verandah Fabric of building - brick built with top half cement rendered RWG of cast iron PVC around verandah.

ASB. (TOS SURVEY REPORT SHEET)


PREMISES: St. Cadors

LOCATION: Pollards Well

DATE: 16-3-1

ROOM/ROOM NO.	SAMPLES TAKEN YES/NO	COMMENTS
Rm B01 (Boiler Rm)	No	Ceiling - Concrete Walls - Brick Floor - Concrete
Staircase leading to boiler room	Yes	Sample 158 P49 Sample 159 P50 Ceiling - Cement board (sloping ceiling) Ceiling by entrance to boiler room (flat ceiling)
Rm 002	No	Ceiling - Plasterboard Walls - Brick Floor - Concrete
Rm 003	No	Ceiling - Micaboard Tiles, Suspended Unsuspectious Void Walls - Plaster Floor - Vinyl Sheet Cupboard - Plastered/Vinyl Sheet with ply ceiling
Rm 004	Yes	Sample 160 P51 Sink Pad Ceiling - Suspended Micaboard Tiles Unsuspectious Void Walls - Paper on Plaster & Ceramic Tiles Floor - Vinyl Sheet

SHEET NO. 1

SIGNED: 

DATE: 16-3-1

ASB (TOS SURVEY REPORT SHEET)

PREMISES: St. Cadozs

LOCATION: Pollards Well

DATE: 16-3-1

ROOM/ROOM NO	SAMPLES TAKEN YES/NO	COMMENTS
Rm 005	No	Ceiling - Plaster Walls - Plaster (Plstrbd dust cover to back) Floor - Vinyl Sheet
Rm 006	No	Ceiling - Plaster Walls - Plaster Floor - Vinyl Sheet Metal Soil Pipe in corner.
Rm 007	No	Ceiling - Plaster Walls - $\frac{1}{2}$ & $\frac{1}{2}$ Plaster & Ceramic Tiles Floor - Vinyl Sheet
Rm 008	No	As above - Rm 007
Rm 009	No	Ceiling - Plaster Walls - Plaster Floor - Vinyl Sheet
Rm 010	No	Ceiling - Plaster Walls - Plaster Floor - Carpet

SHEET NO. 2

SIGNED: 

DATE: 16-3-1

ASB. (TOS SURVEY REPORT SHEET)


PREMISES: St. Cadocs

LOCATION: Pollards Well

DATE: 16-3-1

ROOM/ROOM NO.	SAMPLES TAKEN YES/NO	COMMENTS
011	No	Ceiling - Plaster Walls - Plaster Floor - Carpet
012 Main Staircase & Landings	Yes	Sample 163 PS4 Sample 164 PS5 Sample 165 PS6 Sample 166 PS7 Sample 167 PS8 Sample 168 PS9
		Underside of Stairway (ABOVE SLUICERM) " " " (G/F - F/F) Ceiling Panel at Rear Entrance lobby Underside of Stairway leading to SIF Underside of 2nd Floor landing 2nd Floor landing Underside of Roof.
013 G/F Corridor	No	Ceiling - Suspended Fibre Tiles / Unsuspectious Void Walls - Plaster Floor - Carpet
013a Entrance Lobby	No	Ceiling - Plaster Walls - Plaster Floor - Vinyl Sheet
013b Cupboard off corridor	No	Ceiling - Plasterboard Walls - Solid plaster to sides, Plasterboard at back Floor - Carpet

SHEET NO. 3

SIGNED: 

DATE: 16-3-1

(SOME SAMPLES TAKEN ON 19-3-1)

ASB (TOS SURVEY REPORT SHEET)

PREMISES: St. Cadors

LOCATION: Pollards Well

DATE: 16-3-1

ROOM/ROOM NO.	SAMPLES TAKEN YES/NO	COMMENTS
Rm 101	No	Ceiling - Plaster Walls - Plaster Floor - Carpet
Rm 102	No	As above - Rm 101
Rm 103	Yes Sample 161 P52	Cistern Ceiling - Plaster Walls - Plaster Floor - Vinyl Sheet
Rm 104	No	Ceiling - Plaster Walls - Plaster Floor - Vinyl Sheet
Rm 105	No	Ceiling - Plaster Walls - $\frac{1}{2}$ & $\frac{1}{2}$ Plaster & Ceramic Tiles Floor - Vinyl Sheet
Rm 106	No	As above - Rm 105
Rm 107	No	As above - Rm 105

SHEET NO. 4

SIGNED: 

DATE: 16-3-1

ASB (TOS SURVEY REPORT SHEET)

PREMISES: St. Cadoc's

LOCATION: Pollards Well

DATE: 16-3-1

ROOM/ROOM NO.	SAMPLES TAKEN YES/NO	COMMENTS
Rm 108	No	Ceiling - Plaster Walls - Plaster Floor - Carpet.
Rm 109	No	As above - Rm 108
Rm 110 & 110a (Rm 110 subdivided into 2)	No	As above - Rm 108
Rm 111	No	As above - Rm 108
112 landing	No	As above - Rm 108
113 / 113a / 113b	No	Ceiling - Plaster Wall - Plaster Floor - Vinyl Sheet
Rm 201 Attic Store room	Yes Sample 16 & P53	Roof Underfelt Traditional Roof Construction Floor decked with plywood with vinyl sheet on top

SHEET NO. 5

SIGNED: Hedy

DATE: 16-3-1

ASB. (FOS SURVEY REPORT SHEET)


PREMISES: St. Cadoc's

LOCATION: Pollards Well

DATE: 16-3-1

ROOM/ROOM NO.	SAMPLES TAKEN YES/NO	COMMENTS
Rm 202 inc cupboard	No	Ceiling - plaster Walls - plaster Floor - Carpet
Rm 203 inc cupboard	No	Ceiling - Plaster Walls - Plaster Floor - Vinyl Sheet
Rm 204	No	As above - Rm 203
Rm 205	No	As above - Rm 203
		* Roof space above rooms 202-205 is clear showing only traditional roof construction
206 landing	No	Ceiling - Plaster Walls - Plaster Floor - Carpet

SHEET NO. 6

SIGNED: 

DATE: 16-3-1

ASB (TOS SURVEY REPORT SHEET)

PREMISES: St. Cadoc's

LOCATION: Pollards Well

DATE: 19-3-1

ROOM/ROOM NO.	SAMPLES TAKEN YES/NO	COMMENTS
External Survey		
Rear Elevation	Yes	Sample 169 P60
		Sample 170 P61
		Sample 171 P62
		Sample 172 P63
		Wall Panelling outside 1st Floor Fire Exit
		Ceiling Panelling outside 1st Floor Fire Exit
		Board under roof tiles above 2nd Floor Fire Exit (Verge)
		Board under roof tiles above rear porch (Verge)
		Similar board on Main Roof
Front Elevation		
	Yes	Sample 173 P64
		Panelling underneath verandah
		Fabric of Building:
		Brick Built with top half cement rendered
		R.W.G. of cast iron - PVC around verandah

SHEET NO. 7

SIGNED: 

DATE: 19-3-1