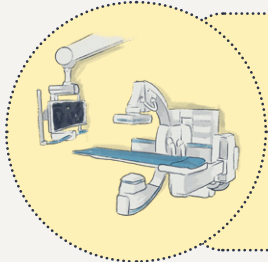


What is a Fluoroscopy?



What is a Fluoroscopy?

A fluoroscopy uses an X-ray machine to make a video of inside your body.



Who is a radiologist?

A radiologist is a person who will be doing your fluoroscopy scan.



Are there any risks?

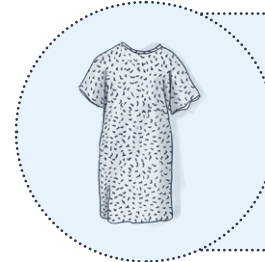
No, we make sure the fluoroscopy is safe for you.




What happens after?

A radiologist will look at the images and send a report to your doctor.

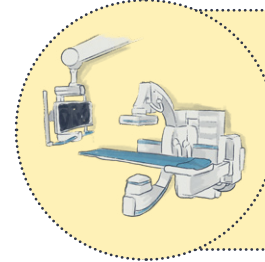
Step by step



You may need to wear **special hospital clothes**.



You can bring a parent/carer with you. They may need to wear a **special apron**.



The radiographer will put the X-ray machine over the area of your body needing to be scanned.







When the fluoroscopy is finished, you can **go home or back to the ward**.

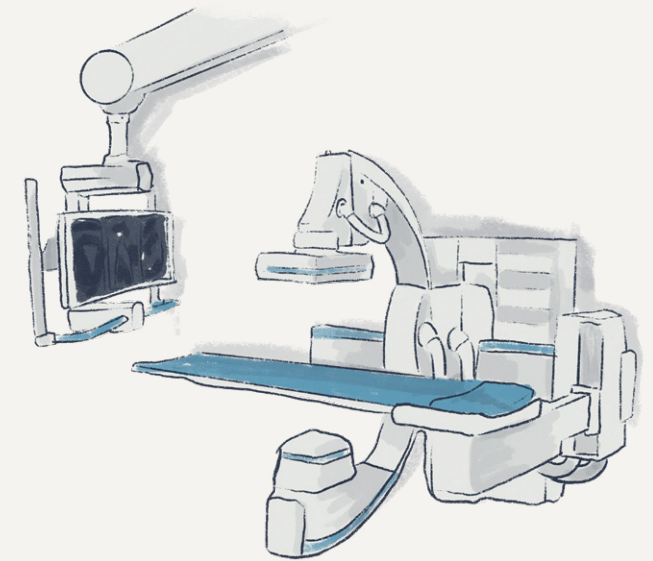
Coping with your worries

Don't worry if you feel scared or worried before your fluoroscopy – **it is quite normal.**



If you need help with your worries look around and try to find...

-  **4 things** you can see
-  **3 things** you can touch
-  **2 things** you can hear
-  **1 thing** you can smell



For further support and information about your procedure

Please scan this QR code and it will take you to the Paediatric Psychology website.



ABUHB Paediatric Psychology Service

Contact:

ABB.PaediatricPsychology@wales.nhs.uk

